



## Monthly Finance Report As of July 31, 2019

### General Fund Revenues

Category	Current Month Actual	YTD Actual	Annual Budget	% of Budget	Budget Remaining
Other/Transfer	1,196.76	17,546.87	144,000.00	12.19%	126,453.13
Property Taxes	2,882.25	749,038.42	760,463.00	98.50%	11,424.58
Sales Tax	48,565.22	396,128.72	380,000.00	104.24%	(16,128.72)
Permits	4,475.00	122,374.95	110,000.00	111.25%	(12,374.95)
Franchise Fees	23,830.03	163,848.32	164,500.00	99.60%	651.68
Development Fees	1,250.00	11,262.00	4,900.00	229.84%	(6,362.00)
Municipal Court	5,920.74	53,517.98	60,000.00	89.20%	6,482.02
<b>Revenue Totals</b>	<b>88,120.00</b>	<b>1,513,717.26</b>	<b>1,623,863.00</b>	<b>93.22%</b>	<b>110,145.74</b>

### Town Administrator Notes:

- Other/Transfer shows a deficit of \$126,453. This is due to the \$125,000 from line Past Fiscal Year (100-4001). The Town Auditor has confirmed there is no journal entry to show this revenue since it was earned in previous fiscal years. However, these funds have been expended per the budget via transfers to other funds.
- All other revenue categories have met or will exceed their budgeted amount except for Property Taxes (100-4002). There is currently \$9,000 in uncollected funds.

### General Fund Expenses

Category	Current Month Actual	YTD Actual	Annual Budget	% of Budget	Budget Remaining
Other	1,991.85	37,152.66	50,150.00	74.08%	12,997.34
Salary & Benefits	48,536.48	492,160.95	626,947.00	78.50%	134,786.05
Contracted Service	21,435.37	163,156.26	179,458.00	90.92%	16,301.74
Supplies	3,646.82	42,989.49	62,500.00	68.78%	19,510.51
Lantana Town Center Grant	4,859.82	110,612.92	175,000.00	63.21%	64,387.08
Maintenance	3,604.01	43,471.53	60,500.00	71.85%	17,028.47
Transfer	0.00	469,308.00	469,308.00	100.00%	0.00
<b>Expense Totals</b>	<b>84,074.35</b>	<b>1,358,851.81</b>	<b>1,623,863.00</b>	<b>83.68%</b>	<b>265,011.19</b>

### Town Administrator Notes:

- The following expenses are currently over or will end the fiscal year over budget:
  - Animal Control (5063) – Due to contract change to All American Dogs, this line item will finish the fiscal year \$4,400 over budget



- Building Inspections (5113) – Due to additional permits pulled, this line item will finish the fiscal year approximately \$5,000 over budget. Revenues from the additional permits pulled will over the expense
- Election Expense (5226) – Due to change in allocation of shared costs by Denton County, this line item will finish the fiscal year \$5,600 over budget
- Legal (5381) – Due to increased legal review of new & amended ordinances, some mandated by the Texas Legislature, this line item will finish the fiscal year approximately \$13,000 over budget
- There are several expense line items that will finish the year significantly under budget
- The Town is projected to have additional revenues at the end of the fiscal year that will need to be reallocated. A budget amendment will be brought to the Town Council next month



## Town of Bartonville Cash and Fund Balance Report as of July 31, 2019

<b>Name</b>	<b>Fund #</b>	<b>Cash Balance</b>	<b>Fund Balance*</b>
General	100	\$358,092	\$512,210
Reserve	150	\$311,111	\$311,111
Wastewater	160	\$10,994	\$15,472
Street Maintenance	170	\$2,025,796	\$2,074,793
Economic Development Liability	180	\$108,731	\$108,731
Interest & Sinking	200	\$119,742	\$119,742
Court Security	210	\$3,287	\$3,287
Court Technology	220	\$2,110	\$2,110
Capital Improvement	300	\$55,662	\$55,662
Vehicle and Equipment Replacement	301	\$26,621	\$26,621
Community Development	800	\$453,944	\$492,860
Crime Prevention	900	\$71,617	\$80,539
<b>TOTAL</b>		<b>\$3,547,707</b>	<b>\$3,803,138</b>

\*Fund Balance does not include fixed assets

Town of Bartonville  
 Balance Sheet  
 As of July 31, 2019

8/16/2019 8:04 AM

Account Type	Account Number	Description	Balance	Total
<b>100 - General Fund</b>				
Assets				
	100-1000	Consolidated Cash Equity - General Fund	358,092.05	
	100-1003	Economic Development Tax Grants	0.00	
	100-1051	Petty Cash-Town Hall	200.00	
	100-1053	Petty Cash-NS Spirit Day	0.00	
	100-1054	Petty Cash-Municipal Court	0.00	
	100-1100	Accounts Receivable	140,704.19	
	100-1150	Tax Receivable	12,217.15	
	100-1155	Property Tax Receivable	0.00	
	100-1190	Employee Receivable	0.00	
	100-1400	Inventory	0.00	
	100-1610	Buildings	0.00	
	100-1620	Land	0.00	
	100-1621	Landscaping	0.00	
	100-1650	Computer-Office Equipment	0.00	
	100-1655	Office Furniture & Fixtures	0.00	
	100-1660	Police Equipment	0.00	
	100-1710	Public Works	0.00	
	100-1800	Accumulated Depreciation	0.00	
	100-1920	Prepaid Expense	997.23	
	100-1930	Receivable Overpayment Sev.	0.00	
	100-1990	Undeposited Funds	0.00	
	100-1999	Pass Thru Revenue	0.00	
	Total Assets		<u>512,210.62</u>	<u>512,210.62</u>

Town of Bartonville  
 Balance Sheet  
 As of July 31, 2019

8/16/2019 8:04 AM

Account Type	Account Number	Description	Balance	Total
<b>100 - General Fund</b>				
Liabilities				
	100-2000	Accounts Payable	0.00	
	100-2001	Accounts Payable to be closed out from conversion	0.00	
	100-2003	Year End Auditor Payables	0.00	
	100-2004	Police Department Retirement	0.00	
	100-2005	Sales Tax	0.00	
	100-2006	TMRS Payable	7,264.41	
	100-2012	FICA Payable	(0.01)	
	100-2015	Unemployment - TWC Payable	0.00	
	100-2019	AFLAC - Employee Contribution Payable	0.00	
	100-2020	HSA Due to Employee	0.00	
	100-2026	Accrued Vacation/Comp	0.00	
	100-2028	Dependent Insurance Payable	(215.51)	
	100-2029	Deferred Comp Payable	0.00	
	100-2030	New York Life	(643.82)	
	100-2031	Federal Income Tax (FIT) Payable	0.00	
	100-2035	Wages Payable	0.00	
	100-2041	Court Fines/Fees Collection Fees	0.00	
	100-2049	Collections Agency Fee	103.80	
	100-2051	State Fee	3,917.83	
	100-2064	Child Safety Funds	3,579.91	
	100-2073	Tx Seatbelt State Payables	0.00	
	100-2074	Warrant Fees Payable	0.00	
	100-2075	Deferred Revenue	0.00	
	100-2202	Due To Crime Prevention	0.00	
	100-2203	Due To Fixed Assets	0.00	
	100-2204	Due To Reserve Fund	0.00	
	100-2205	Due To Wastewater	0.00	
	100-2206	Due To Street Maintenance	0.00	
	100-2207	Due To I&S Fund	0.00	
	100-2208	Due To Court Security Fund	0.00	
	100-2209	Due To Court Technology Fund	0.00	
	100-2210	Due To Capital Improvement	0.00	
	100-2211	Due To Vehicle & Equipment Replacement Fund	0.00	
	100-2212	Due To General Long Term Debt	0.00	
	100-2213	Due To Bartonville Community Development	0.00	

Town of Bartonville  
 Balance Sheet  
 As of July 31, 2019

8/16/2019 8:04 AM

Account Type	Account Number	Description	Balance	Total
<b>100 - General Fund</b>				
Liabilities				
	100-2540	Accrued Interest Payable	0.00	
	100-2550	Accrued Wages	0.00	
	100-2567	Bonds Escrow Liability	277.00	
	100-2568	Bond Refund Payable	0.00	
	100-2570	Building Permit Deposit Refund Payable	0.00	
	100-2571	Building Permit Deposit Liability	0.00	
	100-2795	PD - Restricted Donations LEOSE	0.00	
	100-2796	P D - Restricted Donations	0.00	
	100-2820	Unearned Revenues	12,104.37	
	100-2835	Payable to Eco Development Corp	(522.14)	
	100-2840	Payable to ED Tax Grants	0.00	
	100-2841	Lacey Oaks Substation Legal Fees	0.00	
	100-2845	TML PD/Veh Ins Claim Proceeds	0.00	
	100-2850	TML Property Ins Claim proceeds	0.00	
	100-2900	Bank Rec Pass Through	0.00	
	Total Liabilities		<u>25,865.84</u>	
Fund Balance				
	100-3000	Fund Balance	<u>331,479.33</u>	
	Total Fund Balance		<u>331,479.33</u>	
	Total Revenue		1,513,717.26	
	Total Expenses		<u>1,358,851.81</u>	
	Current Year Increase (Decrease)		154,865.45	
	Fund Balance Total		331,479.33	
	Current Year Increase (Decrease)		<u>154,865.45</u>	
	Total Fund Balance/Equity		<u>486,344.78</u>	
	Total Liabilities & Fund Balance			<u><u>512,210.62</u></u>

Town of Bartonville  
 Financial Statement  
 As of July 31, 2019

8/16/2019 08:17 AM

<b>100 - General Fund</b>	Current Month Actual	YTD Actual	Annual Budget	% of Budget	Budget Remaining
<b>Other/Transfer</b>					
100-4001 Past Fiscal Years	0.00	0.00	125,000.00	0.00%	125,000.00
100-4065 Administration Services	596.18	1,112.24	2,900.00	38.35%	1,787.76
100-4090 General Revenue	0.00	0.00	0.00	0.00%	0.00
100-4100 Tax Note	0.00	0.00	0.00	0.00%	0.00
100-4116 Permits:Royalties/Other Income	0.00	0.00	0.00	0.00%	0.00
100-4130 Child Safety Collected	0.00	1,970.93	2,000.00	98.55%	29.07
100-4135 Open Records	0.00	6.00	0.00	0.00%	(6.00)
100-4160 LOESE Training Funds	0.00	852.94	0.00	0.00%	(852.94)
100-4220 Veterans Memorial Donation	0.00	260.00	0.00	0.00%	(260.00)
100-4248 EDC Interest Earned	0.00	0.00	0.00	0.00%	0.00
100-4250 Interest Earned	600.58	7,344.76	8,000.00	91.81%	655.24
100-4402 CoServ Grant	0.00	0.00	0.00	0.00%	0.00
100-4705 Sale of Surplus	0.00	0.00	0.00	0.00%	0.00
100-4710 Mowing/Demo Fees	0.00	0.00	0.00	0.00%	0.00
100-4720 TOB/CTWSC Agreement Payment	0.00	0.00	0.00	0.00%	0.00
100-4725 Transfer from BCCPD	0.00	1,000.00	1,000.00	100.00%	0.00
100-4730 Transfer from BCDC	0.00	5,000.00	5,000.00	100.00%	0.00
100-4850 NSF Fees	0.00	0.00	100.00	0.00%	100.00
100-4920 General Fund Transfer -Tax Note	0.00	0.00	0.00	0.00%	0.00
100-4925 FM ILA - Transfer to Street	0.00	0.00	0.00	0.00%	0.00
100-4930 Hat Creek Construction Costs	0.00	0.00	0.00	0.00%	0.00
100-4999 Transfer In	0.00	0.00	0.00	0.00%	0.00
Other/Transfer Totals	<u>1,196.76</u>	<u>17,546.87</u>	<u>144,000.00</u>	<u>12.19%</u>	<u>126,453.13</u>
<b>Property Taxes</b>					
100-4002 Ad Valorem Current O & M	2,736.67	745,859.76	755,463.00	98.73%	9,603.24
100-4003 Ad Valorem Pent & Int	45.70	2,112.07	2,500.00	84.48%	387.93
100-4010 Ad Valorem Deliquent	<u>99.88</u>	<u>1,066.59</u>	<u>2,500.00</u>	<u>42.66%</u>	<u>1,433.41</u>

Property Taxes Totals	2,882.25	749,038.42	760,463.00	98.50%	11,424.58
<b>Sales Tax</b>					
100-4025 Sales Tax Revenue	35,966.03	355,375.72	350,000.00	101.54%	(5,375.72)
100-4060 Mixed Beverage Allocation	12,599.19	40,753.00	30,000.00	135.84%	(10,753.00)
Sales Tax Totals	48,565.22	396,128.72	380,000.00	104.24%	(16,128.72)
<b>Permits</b>					
100-4039 Right of Way (ROW) Revenue	0.00	0.00	0.00	0.00%	0.00
100-4101 Permits:Accessory Bldg Permit	0.00	0.00	0.00	0.00%	0.00
100-4103 Permits:Business C of O Permits	0.00	0.00	1,000.00	0.00%	1,000.00
100-4104 Permits:Commercial Bldg Permits	1,360.00	24,476.70	4,000.00	611.92%	(20,476.70)
100-4105 Permits:Contractor Registration	125.00	4,375.00	4,000.00	109.38%	(375.00)
100-4106 Permits:Culvert/Driveway Permit	0.00	0.00	0.00	0.00%	0.00
100-4107 Permits:Gas Well Inspection Fees	0.00	20,300.00	29,200.00	69.52%	8,900.00
100-4108 Permits:Health/Food Permits	200.00	6,340.00	6,000.00	105.67%	(340.00)
100-4109 Permits:Mobile/Utility/Other	0.00	0.00	0.00	0.00%	0.00
100-4110 Permits:Oil/Gas Drilling Permit	0.00	0.00	0.00	0.00%	0.00
100-4111 Permits:Pool Permit Fees	0.00	0.00	0.00	0.00%	0.00
100-4112 Permits:Red Tag Fees	150.00	450.00	500.00	90.00%	50.00
100-4113 Permits:Remodel/Addition Permit	0.00	0.00	0.00	0.00%	0.00
100-4114 Permits:Residential Bldg Permits	1,205.00	57,178.25	58,850.00	97.16%	1,671.75
100-4115 Permits:ROW Permit/License	0.00	0.00	0.00	0.00%	0.00
100-4117 Permits:Septic Permit Fee	1,435.00	8,680.00	6,000.00	144.67%	(2,680.00)
100-4118 Permits:Sign or Tree Permits	0.00	550.00	300.00	183.33%	(250.00)
100-4119 Permits:Special Event/Race Permit	0.00	0.00	50.00	0.00%	50.00
100-4120 Permits:Truck Permit	0.00	25.00	100.00	25.00%	75.00
100-4121 Permits:Water Well/Sprinkler	0.00	0.00	0.00	0.00%	0.00
Permits Totals	4,475.00	122,374.95	110,000.00	111.25%	(12,374.95)
<b>Franchise Fees</b>					
100-4041 Electric/Gas Franchise Fees	21,842.54	111,761.90	110,000.00	101.60%	(1,761.90)
100-4042 Telephone Franchise Fees	28.20	24,826.97	30,000.00	82.76%	5,173.03
100-4045 Solidwaste Franchise Fees	1,359.81	14,374.05	12,000.00	119.78%	(2,374.05)
100-4046 Water Franchise Fees	599.48	12,885.40	12,500.00	103.08%	(385.40)
Franchise Fees Totals	23,830.03	163,848.32	164,500.00	99.60%	651.68
<b>Development Fees</b>					



100-4102 Permits:BOA Application Fees	450.00	1,350.00	900.00	150.00%	(450.00)
100-4122	800.00	9,912.00	4,000.00	247.80%	(5,912.00)
Development Fees Totals	<u>1,250.00</u>	<u>11,262.00</u>	<u>4,900.00</u>	<u>229.84%</u>	<u>(6,362.00)</u>
<b>Municipal Court</b>					
100-4150 Municipal Court Fines	4,781.60	43,433.20	60,000.00	72.39%	16,566.80
100-4157 Court Costs	1,139.14	10,084.78	0.00	0.00%	(10,084.78)
100-4158 Building Security Fees	0.00	0.00	0.00	0.00%	0.00
Municipal Court Totals	<u>5,920.74</u>	<u>53,517.98</u>	<u>60,000.00</u>	<u>89.20%</u>	<u>6,482.02</u>
Revenue Totals	<u><u>88,120.00</u></u>	<u><u>1,513,717.26</u></u>	<u><u>1,623,863.00</u></u>	<u><u>93.22%</u></u>	<u><u>110,145.74</u></u>

Town of Bartonville  
 Financial Statement  
 As of July 31, 2019

8/16/2019 08:17:15 AM

<b>100 - General Fund</b>	<b>Streets</b>	Current Month Actual	YTD Actual	Annual Budget	% Budget Used	Budget Remaining
	Maintenance	0.00	0.00	0.00	0.00%	0.00
	Transfer	0.00	0.00	0.00	0.00%	0.00
	<b>Streets Totals</b>	<u>0.00</u>	<u>0.00</u>	<u>0.00</u>	<u>0.00%</u>	<u>0.00</u>

<b>100 - General Fund</b>	<b>Administration</b>	Current Month Actual	YTD Actual	Annual Budget	% Budget Used	Budget Remaining
	Salary & Benefits	18,090.35	179,433.27	218,129.00	82.26%	38,695.73
	Other	1,829.85	36,256.66	48,150.00	75.30%	11,893.34
	Contracted Service	20,985.37	154,626.32	164,200.00	94.17%	9,573.68
	Supplies	2,043.43	31,718.62	41,500.00	76.43%	9,781.38
	Lantana Town Center Grant	0.00	0.00	0.00	0.00%	0.00
	Capital	0.00	0.00	0.00	0.00%	0.00
	Maintenance	3,026.51	28,274.01	37,500.00	75.40%	9,225.99
	Transfer	0.00	0.00	0.00	0.00%	0.00
	<b>Administration Totals</b>	<u>45,975.51</u>	<u>430,308.88</u>	<u>509,479.00</u>	<u>84.46%</u>	<u>79,170.12</u>

<b>100 - General Fund</b>	<b>Police</b>	Current Month Actual	YTD Actual	Annual Budget	% Budget Used	Budget Remaining
	Maintenance	577.50	15,197.52	23,000.00	66.08%	7,802.48
	Salary & Benefits	29,253.48	298,291.33	370,619.00	80.48%	72,327.67
	Other	162.00	896.00	2,000.00	44.80%	1,104.00
	Contracted Service	0.00	1,227.94	9,258.00	13.26%	8,030.06
	Supplies	1,603.39	11,270.87	21,000.00	53.67%	9,729.13
	Capital	0.00	0.00	0.00	0.00%	0.00
	<b>Police Totals</b>	<u>31,596.37</u>	<u>326,883.66</u>	<u>425,877.00</u>	<u>76.76%</u>	<u>98,993.34</u>

<b>100 - General Fund</b>	<b>Transfers</b>	Current Month Actual	YTD Actual	Annual Budget	% Budget Used	Budget Remaining
---------------------------	------------------	----------------------	------------	---------------	---------------	------------------

Not Categorized	0.00	0.00	0.00	0.00%	0.00
Lantana Town Center Grant	4,859.82	110,612.92	175,000.00	63.21%	64,387.08
Transfer	0.00	469,308.00	469,308.00	100.00%	0.00
Other	0.00	0.00	0.00	0.00%	0.00
<b>Transfers Totals</b>	<u>4,859.82</u>	<u>579,920.92</u>	<u>644,308.00</u>	<u>90.01%</u>	<u>64,387.08</u>
<b>Expense Totals</b>	<u><u>84,074.35</u></u>	<u><u>1,358,851.81</u></u>	<u><u>1,623,863.00</u></u>	<u><u>83.68%</u></u>	<u><u>265,011.19</u></u>

Town of Bartonville  
 Financial Statement  
 As of July 31, 2019

8/16/2019 08:17 AM

<b>100 - General Fund</b>	<b>Administration</b>	Current Month Actual	YTD Actual	Annual Budget	% Budget Used	Budget Remaining
100-10-5002	Certification Wages	184.62	1,938.51	2,400.00	80.77%	461.49
100-10-5007	Overtime Wages	0.00	0.00	0.00	0.00%	0.00
100-10-5008	Vacation Buy Back	0.00	0.00	0.00	0.00%	0.00
100-10-5012	Administrator Salary	6,153.84	64,615.40	80,000.00	80.77%	15,384.60
100-10-5013	Town Secretary Salary	6,153.84	64,615.40	80,000.00	80.77%	15,384.60
100-10-5015	Court Clerk Salary	0.00	0.00	0.00	0.00%	0.00
100-10-5016	Admin Assistant Salary	585.00	933.75	0.00	0.00%	(933.75)
100-10-5018	Longevity Pay	0.00	636.00	636.00	100.00%	0.00
100-10-5019	Mileage Pay	389.47	752.34	2,000.00	37.62%	1,247.66
100-10-5020	Retirement - TMRS	1,922.56	20,289.56	24,993.00	81.18%	4,703.44
100-10-5023	FICA	189.63	2,014.89	3,000.00	67.16%	985.11
100-10-5025	Health and Dental	1,408.70	19,073.06	19,000.00	100.38%	(73.06)
100-10-5030	Unemployment Benefits	0.00	0.00	0.00	0.00%	0.00
100-10-5053	Advertisements and Notices	80.30	1,570.80	2,000.00	78.54%	429.20
100-10-5063	Animal Control	2,310.00	5,217.95	2,700.00	193.26%	(2,517.95)
100-10-5079	Appraisal Fees	0.00	0.00	0.00	0.00%	0.00
100-10-5080	Appraisal District	0.00	3,957.32	5,000.00	79.15%	1,042.68
100-10-5081	Audit Entries	0.00	0.00	0.00	0.00%	0.00
100-10-5082	Audit & Accounting Expense	0.00	3,750.00	3,750.00	100.00%	0.00
100-10-5102	Bank Service Charges	0.00	45.00	100.00	45.00%	55.00
100-10-5103	Banners and Signs	100.00	12,559.95	15,000.00	83.73%	2,440.05
100-10-5113	Building Inspections/Code Enfor	3,410.00	29,155.00	30,000.00	97.18%	845.00
100-10-5128	Cell Phone Charges	150.00	450.00	600.00	75.00%	150.00
100-10-5140	Clean Up Day	1,214.30	2,410.12	10,000.00	24.10%	7,589.88
100-10-5142	Codification	0.00	2,420.00	2,700.00	89.63%	280.00
100-10-5147	Computer Software	1,330.67	23,780.14	26,000.00	91.46%	2,219.86
100-10-5154	Contract Labor	0.00	0.00	0.00	0.00%	0.00
100-10-5157	Copier Lease/Supplies/Maint	259.05	2,988.11	5,000.00	59.76%	2,011.89
100-10-5158	Copier/Printing Expense and Sup	0.00	884.74	2,500.00	35.39%	1,615.26
100-10-5161	County Filing Fees	0.00	360.50	0.00	0.00%	(360.50)
100-10-5162	County Tax Collection	0.00	2,027.00	2,000.00	101.35%	(27.00)

100-10-5207 Dues & Certs	75.00	2,151.00	2,400.00	89.63%	249.00
100-10-5220 Veterans Memorial	0.00	325.90	0.00	0.00%	(325.90)
100-10-5225 ED Sales Tax Grants	0.00	0.00	0.00	0.00%	0.00
100-10-5226 Election Expense	0.00	10,607.43	5,000.00	212.15%	(5,607.43)
100-10-5230 Engineering/Surveying Services	1,154.63	13,162.74	20,000.00	65.81%	6,837.26
100-10-5275 Gas Well Inspections	0.00	21,516.29	24,750.00	86.93%	3,233.71
100-10-5276 Gas Well Complaint Invest.	0.00	0.00	0.00	0.00%	0.00
100-10-5281 LTC Property Tax Grant	0.00	0.00	0.00	0.00%	0.00
100-10-5303 Historic Marker	0.00	0.00	0.00	0.00%	0.00
100-10-5337 Insurance - Property & Liability	952.69	4,114.36	5,500.00	74.81%	1,385.64
100-10-5381 Legal	7,386.99	53,830.36	50,000.00	107.66%	(3,830.36)
100-10-5404 Maintenance/Repair/Cleaning	2,045.75	16,577.72	20,000.00	82.89%	3,422.28
100-10-5416 Mixed Beverage	0.00	0.00	0.00	0.00%	0.00
100-10-5477 Office Supplies/Sm Ofc Equip	231.31	1,241.56	4,000.00	31.04%	2,758.44
100-10-5479 Operations and Supplies	222.40	2,498.17	4,000.00	62.45%	1,501.83
100-10-5482 Other	0.00	0.00	0.00	0.00%	0.00
100-10-5513 Planning Services	2,248.75	7,317.50	10,000.00	73.18%	2,682.50
100-10-5514 Postage	11.33	2,467.19	3,000.00	82.24%	532.81
100-10-5530 Professional Services	0.00	0.00	0.00	0.00%	0.00
100-10-5537 Publications/Subscriptions	0.00	94.15	1,000.00	9.42%	905.85
100-10-5600 Reconciliation Discrepancies	0.00	0.00	0.00	0.00%	0.00
100-10-5601 Records Management	0.00	4,397.16	6,000.00	73.29%	1,602.84
100-10-5630 Sanitarian & Health Inspections	4,475.00	10,295.00	10,000.00	102.95%	(295.00)
100-10-5703 TCEQ Fees	0.00	130.00	150.00	86.67%	20.00
100-10-5710 Town Meetings/Events	63.92	63.92	1,800.00	3.55%	1,736.08
100-10-5712 Transfer CIP - Town Hall Impr	0.00	0.00	0.00	0.00%	0.00
100-10-5713 Transfer to Street Fund	0.00	0.00	0.00	0.00%	0.00
100-10-5714 Transfer to Reserve Fund	0.00	0.00	0.00	0.00%	0.00
100-10-5715 Transfer to Capital Imp Fund	0.00	0.00	0.00	0.00%	0.00
100-10-5716 Transfer to Public Safety Fund	0.00	0.00	0.00	0.00%	0.00
100-10-5717 Travel & Training	285.00	1,376.60	5,000.00	27.53%	3,623.40
100-10-5727 Utilities	980.76	11,696.29	17,500.00	66.84%	5,803.71
100-10-5780 Tax Note	0.00	0.00	0.00	0.00%	0.00
100-10-6008 Equipment	0.00	0.00	0.00	0.00%	0.00
Administration Totals	<u>45,975.51</u>	<u>430,308.88</u>	<u>509,479.00</u>	<u>84.46%</u>	<u>79,170.12</u>

<b>100 - General Fund</b>	<b>Police</b>	Current Month Actual	YTD Actual	Annual Budget	% Budget Used	Budget Remaining
---------------------------	---------------	----------------------	------------	---------------	---------------	------------------

100-20-5002 Certification Wages	346.14	3,634.47	7,200.00	50.48%	3,565.53
100-20-5003 Police Officer Wages	7,924.80	88,835.14	105,363.00	84.31%	16,527.86
100-20-5004 Sergeant	4,422.40	40,810.46	57,500.00	70.97%	16,689.54
100-20-5007 Overtime Wages	469.18	7,341.42	15,000.00	48.94%	7,658.58
100-20-5008 Vacation Buy Back	0.00	4,845.37	5,500.00	88.10%	654.63
100-20-5014 Police Chief Salary	5,769.23	60,577.01	75,000.00	80.77%	14,422.99
100-20-5018 Longevity Pay	0.00	990.00	990.00	100.00%	0.00
100-20-5020 Retirement - TMRS	2,913.61	31,811.75	39,762.00	80.01%	7,950.25
100-20-5023 FICA	274.51	3,038.03	5,000.00	60.76%	1,961.97
100-20-5025 Health and Dental	2,827.38	38,117.02	37,604.00	101.36%	(513.02)
100-20-5029 Workers Compensation	2,381.63	8,658.92	10,000.00	86.59%	1,341.08
100-20-5030 Unemployment Benefits	0.00	0.00	0.00	0.00%	0.00
100-20-5084 Auto Maint/Repair/CarWash	0.00	2,022.07	8,000.00	25.28%	5,977.93
100-20-5128 Cell Phone Charges	324.42	3,231.02	4,200.00	76.93%	968.98
100-20-5134 Child Safety	0.00	0.00	0.00	0.00%	0.00
100-20-5145 Computer Maintenance	577.50	13,175.45	15,000.00	87.84%	1,824.55
100-20-5172 Criminal Invest & Background	0.00	698.96	2,000.00	34.95%	1,301.04
100-20-5204 DCSO Communications Contract	0.00	528.98	6,758.00	7.83%	6,229.02
100-20-5205 DCSO Support Contract	0.00	0.00	500.00	0.00%	500.00
100-20-5208 Dues & Memberships	162.00	646.00	1,000.00	64.60%	354.00
100-20-5264 Fuel & Lubricants	545.80	5,074.20	11,000.00	46.13%	5,925.80
100-20-5334 Insurance - Auto	417.99	1,671.97	3,000.00	55.73%	1,328.03
100-20-5336 Insurance - Police Liability	766.31	3,065.23	2,500.00	122.61%	(565.23)
100-20-5337 Insurance - Property & Liability	415.88	1,663.52	2,000.00	83.18%	336.48
100-20-5420 Motorola Solutions	0.00	0.00	0.00	0.00%	0.00
100-20-5479 Operations and Supplies	943.61	2,880.83	4,000.00	72.02%	1,119.17
100-20-5647 Small Equipment Purchase/Repa	113.98	1,190.71	2,500.00	47.63%	1,309.29
100-20-5717 Travel & Training	0.00	250.00	1,000.00	25.00%	750.00
100-20-5726 Uniform & Apparel Expense	0.00	2,125.13	3,500.00	60.72%	1,374.87
100-20-5785 Vehicle Replacement Fund Trans	0.00	0.00	0.00	0.00%	0.00
100-20-6008 Equipment	0.00	0.00	0.00	0.00%	0.00
Police Totals	<u>31,596.37</u>	<u>326,883.66</u>	<u>425,877.00</u>	<u>76.76%</u>	<u>98,993.34</u>

<b>100 - General Fund</b>	<b>Municipal Court</b>	Current Month Actual	YTD Actual	Annual Budget	% Budget Used	Budget Remaining
---------------------------	------------------------	----------------------	------------	---------------	---------------	------------------

100-30-5015 Court Clerk Salary	1,020.75	12,414.50	32,000.00	38.80%	19,585.50
100-30-5020 Retirement - TMRS	157.10	1,910.61	4,925.00	38.79%	3,014.39
100-30-5023 FICA	14.80	111.24	1,274.00	8.73%	1,162.76
100-30-5030 Unemployment Benefits	0.00	0.00	0.00	0.00%	0.00
100-30-5421 Municipal Court Expenses	450.00	7,302.00	6,000.00	121.70%	(1,302.00)
Municipal Court Totals	<u>1,642.65</u>	<u>21,738.35</u>	<u>44,199.00</u>	<u>49.18%</u>	<u>22,460.65</u>

<b>100 - General Fund</b>	<b>Streets</b>	Current Month Actual	YTD Actual	Annual Budget	% Budget Used	Budget Remaining
---------------------------	----------------	-------------------------	---------------	------------------	------------------	---------------------

100-40-5875 2016 Street Improvement Proje	0.00	0.00	0.00	0.00%	0.00
100-40-5876 Flower Mound ILA	0.00	0.00	0.00	0.00%	0.00
100-40-5877 Street Maint/Rpr	0.00	0.00	0.00	0.00%	0.00
100-40-5878 W. Jeter Project	0.00	0.00	0.00	0.00%	0.00
Streets Totals	<u>0.00</u>	<u>0.00</u>	<u>0.00</u>	<u>0.00%</u>	<u>0.00</u>

<b>100 - General Fund</b>	<b>Transfers</b>	Current Month Actual	YTD Actual	Annual Budget	% Budget Used	Budget Remaining
---------------------------	------------------	-------------------------	---------------	------------------	------------------	---------------------



100-90-5713 Transfer to Street Fund	0.00	452,908.00	452,908.00	100.00%	0.00
100-90-5714 Transfer to Reserve Fund	0.00	0.00	0.00	0.00%	0.00
100-90-5720 Transfer to Economic Developm	4,859.82	110,612.92	175,000.00	63.21%	64,387.08
100-90-5721 Transfer to Vehicle/Equip Replac	0.00	16,400.00	16,400.00	100.00%	0.00
100-90-5780 Tax Note	0.00	0.00	0.00	0.00%	0.00
100-90-5999 Transfers Out	0.00	0.00	0.00	0.00%	0.00
Transfers Totals	<u>4,859.82</u>	<u>579,920.92</u>	<u>644,308.00</u>	<u>90.01%</u>	<u>64,387.08</u>
Expense Totals	<u><u>84,074.35</u></u>	<u><u>1,358,851.81</u></u>	<u><u>1,623,863.00</u></u>	<u><u>83.68%</u></u>	<u><u>265,011.19</u></u>

Town of Bartonville  
 Financial Statement  
 As of July 31, 2019

8/16/2019 08:17 AM

<b>170 - Street Maintenance</b>	Current Month Actual	YTD Actual	Annual Budget	% of Budget	Budget Remaining
<b>Revenue Summary</b>					
Sales Tax	18,822.67	202,199.68	175,000.00	115.54%	(27,199.68)
Other/Transfer	3,744.76	2,054,878.21	2,073,108.00	99.12%	18,229.79
Revenue Totals	<u>22,567.43</u>	<u>2,257,077.89</u>	<u>2,248,108.00</u>	<u>100.40%</u>	<u>(8,969.89)</u>
<b>Expense Summary</b>					
Contracted Service	11,196.50	131,938.24	250,000.00	52.78%	118,061.76
Maintenance	0.00	128,540.81	75,000.00	171.39%	(53,540.81)
Capital	102,239.46	686,926.33	1,470,000.00	46.73%	783,073.67
Not Categorized	0.00	0.00	0.00	0.00%	0.00
Expense Totals	<u>113,435.96</u>	<u>947,405.38</u>	<u>1,795,000.00</u>	<u>52.78%</u>	<u>847,594.62</u>

Town of Bartonville  
 Financial Statement  
 As of July 31, 2019

8/16/2019 08:17 AM

<b>170 - Street Maintenance</b>	Current Month Actual	YTD Actual	Annual Budget	% of Budget	Budget Remaining
<b>Sales Tax</b>					
170-4055 Street Sales Tax	18,822.67	202,199.68	175,000.00	115.54%	(27,199.68)
Sales Tax Totals	<u>18,822.67</u>	<u>202,199.68</u>	<u>175,000.00</u>	<u>115.54%</u>	<u>(27,199.68)</u>
<b>Other/Transfer</b>					
170-4100 Tax Note	0.00	1,440,000.00	1,470,000.00	97.96%	30,000.00
170-4250 Interest Earned	3,744.76	11,970.21	200.00	5985.11%	(11,770.21)
170-4400 Grants and Donations	0.00	0.00	0.00	0.00%	0.00
170-4740 Transfer From GF	0.00	452,908.00	452,908.00	100.00%	0.00
170-4745 Transfer from CIP	0.00	0.00	0.00	0.00%	0.00
170-4925 FM ILA - Transfer to Street	0.00	150,000.00	150,000.00	100.00%	0.00
170-4999 Transfer In	0.00	0.00	0.00	0.00%	0.00
Other/Transfer Totals	<u>3,744.76</u>	<u>2,054,878.21</u>	<u>2,073,108.00</u>	<u>99.12%</u>	<u>18,229.79</u>
Revenue Totals	<u><u>22,567.43</u></u>	<u><u>2,257,077.89</u></u>	<u><u>2,248,108.00</u></u>	<u><u>100.40%</u></u>	<u><u>(8,969.89)</u></u>

Town of Bartonville  
 Financial Statement  
 As of July 31, 2019

8/16/2019 08:17:16 AM

<b>170 - Street Maintenance</b>	<b>Streets</b>	Current Month Actual	YTD Actual	Annual Budget	% Budget Used	Budget Remaining
Maintenance		0.00	128,540.81	75,000.00	171.39%	(53,540.81)
Contracted Service		11,196.50	131,938.24	250,000.00	52.78%	118,061.76
Capital		102,239.46	686,926.33	1,470,000.00	46.73%	783,073.67
<b>Streets Totals</b>		<u>113,435.96</u>	<u>947,405.38</u>	<u>1,795,000.00</u>	<u>52.78%</u>	<u>847,594.62</u>
<b>Expense Totals</b>		<u><u>113,435.96</u></u>	<u><u>947,405.38</u></u>	<u><u>1,795,000.00</u></u>	<u><u>52.78%</u></u>	<u><u>847,594.62</u></u>

Town of Bartonville  
 Financial Statement  
 As of July 31, 2019

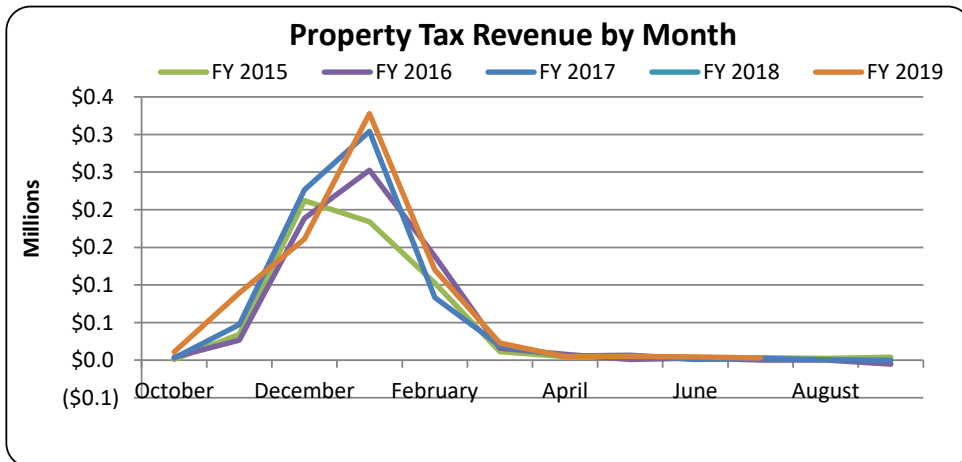
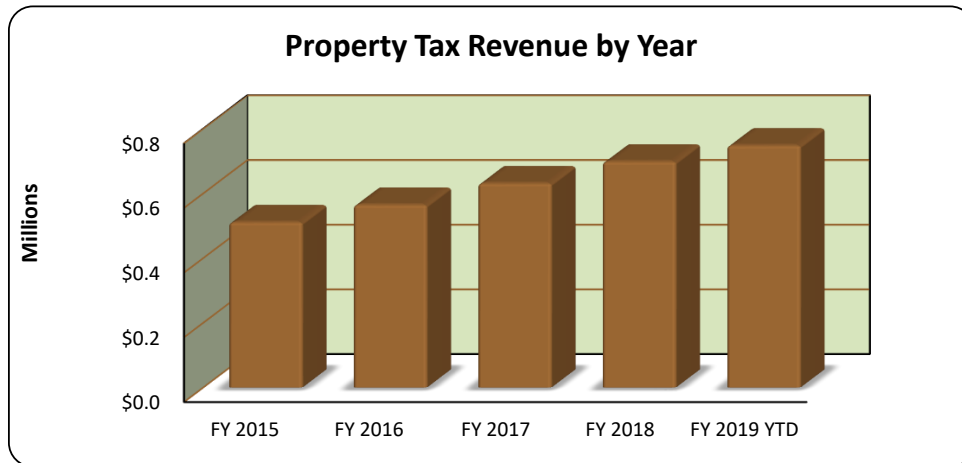
8/16/2019 08:17 AM

<b>170 - Street Maintenance</b>	<b>Streets</b>	Current Month Actual	YTD Actual	Annual Budget	% Budget Used	Budget Remaining
170-40-5230	Engineering/Surveying Services	11,196.50	131,938.24	250,000.00	52.78%	118,061.76
170-40-5875	2016 Street Improvement Proje	0.00	19,563.42	0.00	0.00%	(19,563.42)
170-40-5877	Street Maint/Rpr	0.00	108,977.39	75,000.00	145.30%	(33,977.39)
170-40-5879	2019 Street Project	102,239.46	102,239.46	0.00	0.00%	(102,239.46)
170-40-5880	20 Year Street Maint Plan	0.00	584,686.87	1,470,000.00	39.77%	885,313.13
Streets Totals		<u>113,435.96</u>	<u>947,405.38</u>	<u>1,795,000.00</u>	<u>52.78%</u>	<u>847,594.62</u>
		<u><u>113,435.96</u></u>	<u><u>947,405.38</u></u>	<u><u>1,795,000.00</u></u>	<u><u>52.78%</u></u>	<u><u>847,594.62</u></u>



## Property Tax Revenue General Fund FY 2018-2019

Month Received	FY 2015 Received	FY 2016 Received	FY 2017 Received	FY 2018 Received	FY 2019 YTD Received	Difference to FY 2018	Variance to FY 2018
October	\$13,522	\$958	\$4,107	\$2,960	\$10,819	\$7,859	265.5%
November	28,428	34,117	26,562	47,245	89,284	\$42,039	89.0%
December	209,954	212,125	188,437	226,312	161,044	(\$65,268)	-28.8%
January	175,804	183,779	252,529	304,190	327,835	\$23,645	7.8%
February	58,815	102,179	137,806	83,148	120,142	\$36,994	44.5%
March	12,830	11,131	15,838	19,099	22,870	3,771	19.7%
April	3,726	4,689	7,908	5,580	4,578	(1,002)	-18.0%
May	2,139	5,743	941	6,731	5,042	(1,689)	-25.1%
June	618	1,099	2,945	1,069	4,288	3,219	301.1%
July	1,660	3,109	17	2,295	2,882	587	25.6%
August	1,570	2,471	20	439			
September	2,347	3,931	(5,310)	(189)			
<b>Total</b>	<b>\$511,413</b>	<b>\$565,331</b>	<b>\$631,800</b>	<b>\$698,879</b>	<b>\$748,784</b>	<b>\$50,155</b>	<b>7.2%</b>

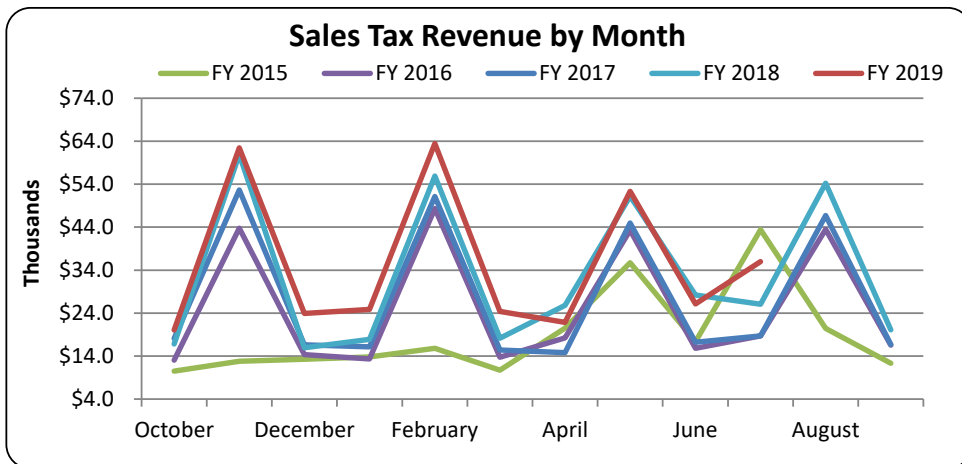
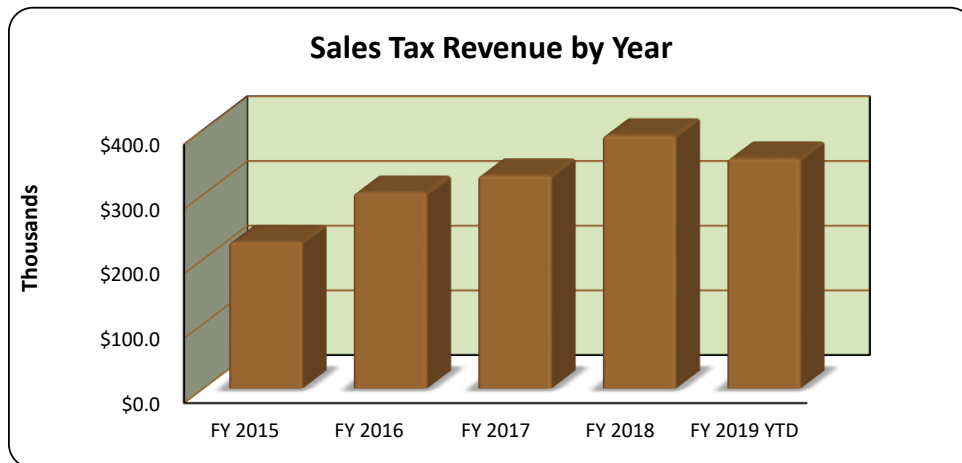




## Sales Tax Revenue General Fund FY 2018-2019

Month Received	FY 2015 Received	FY 2016 Received	FY 2017 Received	FY 2018 Received	FY 2019 YTD Received	Difference to FY 2018	Variance to FY 2018
October	\$10,504	\$13,053	\$18,108	\$16,817	\$20,075	\$3,258	19.4%
November	12,775	43,778	52,644	60,915	62,429	\$1,514	2.5%
December	13,289	14,355	16,627	15,938	23,908	\$7,970	50.0%
January	13,772	13,318	16,167	17,865	24,850	\$6,985	39.1%
February	15,800	48,335	51,143	55,867	63,452	\$7,585	13.6%
March	10,750	13,726	15,446	18,190	24,378	6,188	34.0%
April	20,505	18,240	14,802	25,773	21,864	(3,909)	-15.2%
May	35,724	43,285	44,996	51,169	52,345	1,176	2.3%
June	17,356	15,784	17,193	28,193	26,105	(2,088)	-7.4%
July	43,420	18,667	18,711	26,048	35,966	9,918	38.1%
August	20,459	43,510	46,694	54,247			
September	12,340	16,585	16,715	20,126			
<b>Total</b>	<b>\$226,694</b>	<b>\$302,636</b>	<b>\$329,246</b>	<b>\$391,148</b>	<b>\$355,373</b>	<b>\$38,598</b>	<b>12.2%</b>

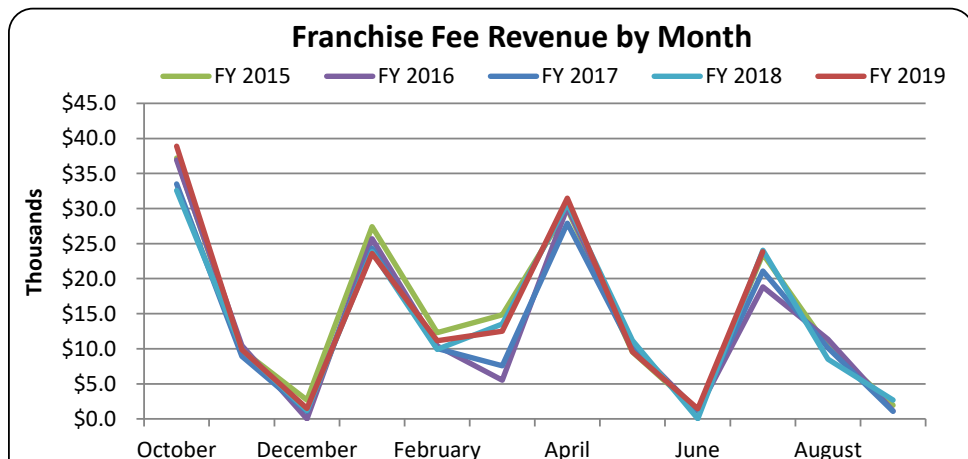
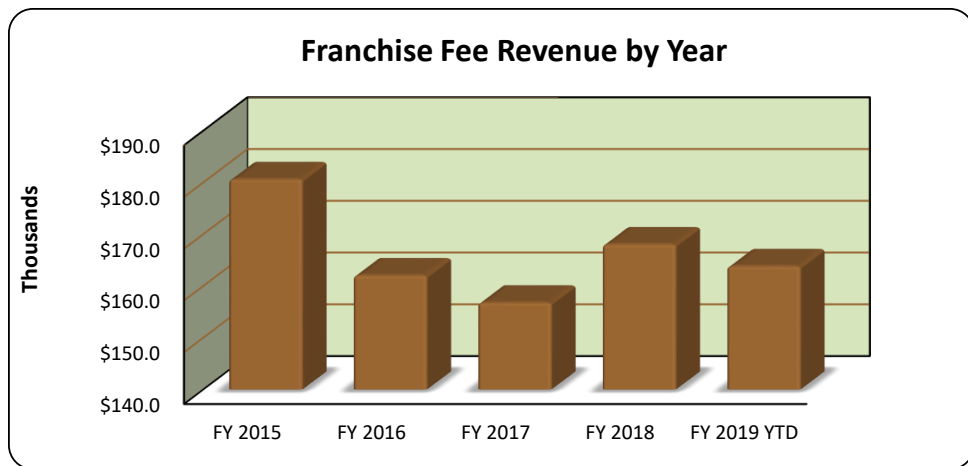
Special Note: The latest entry for the current fiscal year is listed in the month the tax was collected by the merchant. This amount is not received by the Town until two months later. By tracking information in this manner, the report and analysis will match the Town's Fiscal Year.



**Franchise Fee Revenue  
General Fund  
FY 2018-2019**

Month Received	FY 2015 Received	FY 2016 Received	FY 2017 Received	FY 2018 Received	FY 2019 YTD Received	Difference to FY 2018	Variance to FY 2018
October	\$37,200	\$36,925	\$33,503	\$32,582	\$38,889	\$6,307	18.8%
November	9,814	10,447	8,946	9,905	9,872	(\$33)	-0.4%
December	2,662	0	1,061	1,206	1,483	\$277	26.1%
January	27,407	25,685	24,339	23,827	23,598	(\$229)	-0.9%
February	12,298	10,417	10,053	9,919	11,148	\$1,229	12.2%
March	14,859	5,534	7,568	13,529	12,496	(\$1,033)	-13.6%
April	29,957	30,147	27,902	30,686	31,486	800	2.9%
May	9,560	10,480	9,948	11,177	9,602	(1,575)	-15.8%
June	1,182	1,128	1,208	17	1,440	1,423	117.8%
July	23,494	18,814	21,080	24,025	23,830	(195)	-0.9%
August	10,272	11,365	10,126	8,528			
September	1,954	1,136	1,088	2,682			
<b>Total</b>	<b>\$180,659</b>	<b>\$162,078</b>	<b>\$156,822</b>	<b>\$168,083</b>	<b>\$163,844</b>	<b>\$6,972</b>	<b>4.4%</b>

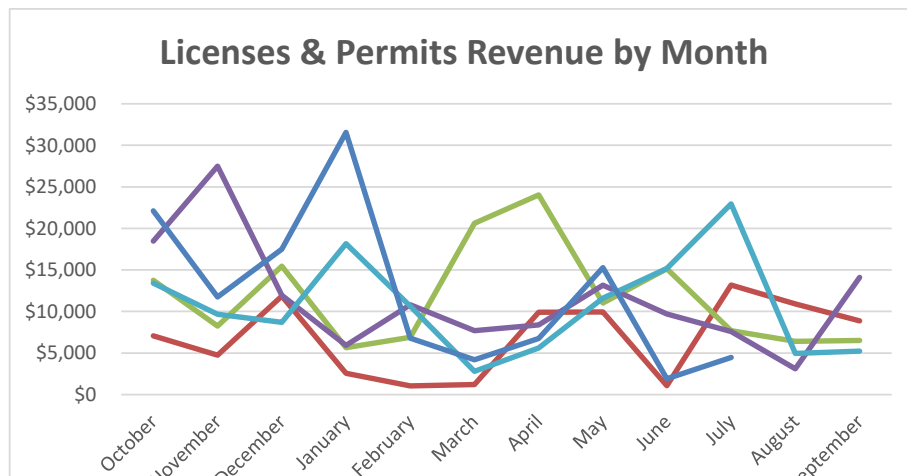
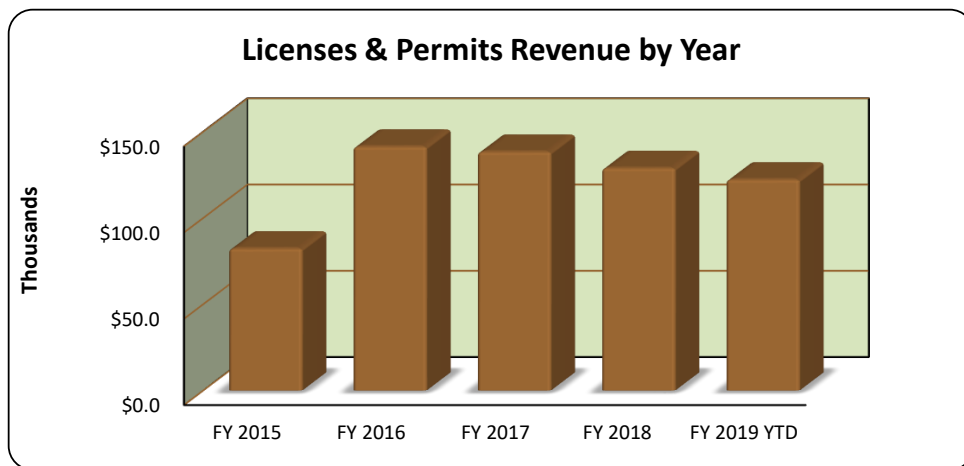
Special Note: Franchise Fees are typically received on a quarterly basis.





**Licenses & Permits Revenue  
General Fund  
FY 2018-2019**

Month Received	FY 2015 Received	FY 2016 Received	FY 2017 Received	FY 2018 Received	FY 2019 YTD Received	Difference to FY 2018	Variance to FY 2018
October	\$7,071	\$13,765	\$18,458	\$13,418	\$22,123	\$8,705	64.9%
November	4,750	8,254	27,491	9,687	11,756	\$2,069	21.4%
December	11,859	15,449	11,950	8,710	17,518	\$8,808	101.1%
January	2,557	5,649	5,944	18,170	31,560	\$13,390	73.7%
February	1,050	6,889	10,821	10,655	6,810	(\$3,845)	-36.1%
March	1,200	20,626	7,705	2,805	4,201	1,396	49.8%
April	9,899	24,034	8,404	5,631	6,745	1,114	19.8%
May	9,937	11,032	13,160	11,604	15,273	3,669	31.6%
June	1,090	15,141	9,715	15,196	1,910	(13,286)	-87.4%
July	13,186	7,678	7,594	22,952	4,475	(18,477)	-80.5%
August	10,920	6,401	3,110	4,960			
September	8,883	6,524	14,096	5,226			
<b>Total</b>	<b>\$82,402</b>	<b>\$141,442</b>	<b>\$138,448</b>	<b>\$129,014</b>	<b>\$122,371</b>	<b>\$3,543</b>	<b>3.0%</b>



**Fines & Forfeitures Revenue  
General Fund  
FY 2018-2019**

Month Received	FY 2015 Received	FY 2016 Received	FY 2017 Received	FY 2018 Received	FY 2019 YTD Received	Difference to FY 2018	Variance to FY 2018
October	\$1,820	\$3,695	\$3,270	\$2,514	\$4,292	\$1,778	54.4%
November	1,681	3,674	4,851	1,952	4,359	\$2,407	49.6%
December	3,738	4,294	2,748	2,041	5,514	\$3,473	126.4%
January	4,905	3,378	2,998	4,390	3,966	(\$424)	-14.1%
February	4,778	6,109	4,796	6,218	4,518	(\$1,700)	-35.4%
March	4,325	8,049	7,445	4,448	3,838	(610)	-8.2%
April	3,679	7,167	5,137	4,905	5,932	1,027	20.0%
May	3,113	7,940	4,145	5,759	8,848	3,089	74.5%
June	4,399	4,517	2,452	5,263	3,647	(1,616)	-65.9%
July	7,790	7,394	3,291	7,057	5,920	(1,137)	-34.5%
August	6,514	5,768	2,840	6,749			
September	5,389	5,019	2,475	2,848			
<b>Total</b>	<b>\$52,131</b>	<b>\$67,004</b>	<b>\$46,448</b>	<b>\$54,144</b>	<b>\$50,834</b>	<b>\$6,287</b>	<b>14.1%</b>

