



**Town of Bartonville
Monthly Financial Report
(period ending Feb. 2015)**

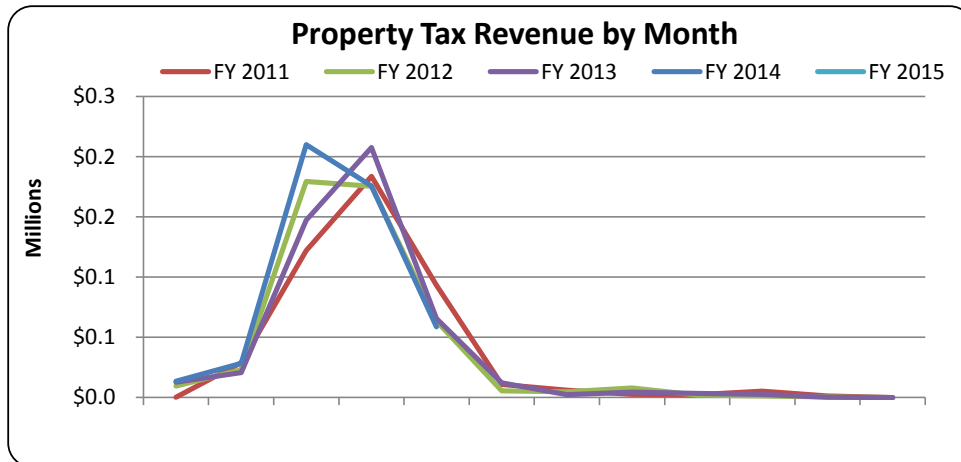
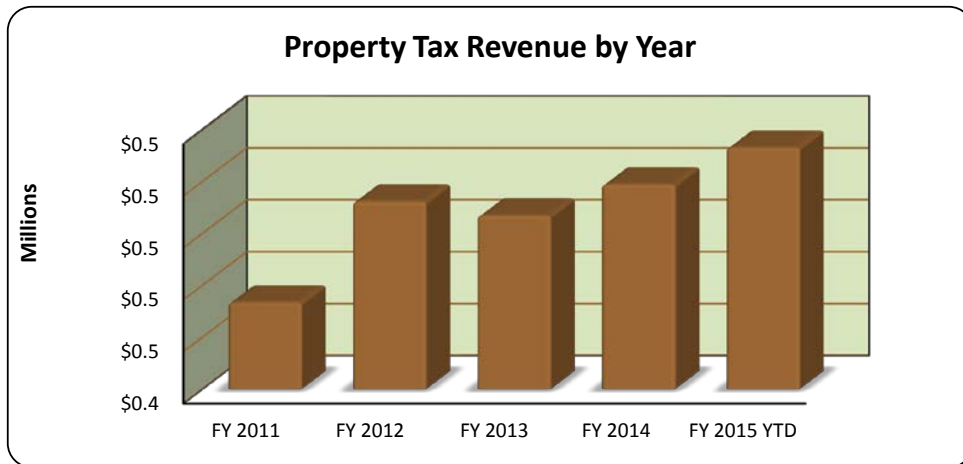
Revenue Reports

The Revenue Reports provide an analysis of the major revenue sources for the General Fund. They contain the current year and 4 years of historical information.



Property Tax Revenue General Fund FY 2014-2015

Month Received	FY 2011 Received	FY 2012 Received	FY 2013 Received	FY 2014 Received	FY 2015 YTD Received	Difference to FY 2014	Variance to FY 2014
October	\$159	\$3,139	\$9,436	\$12,707	\$13,522	\$815	6.4%
November	28,967	26,673	23,170	20,865	28,428	7,563	36.2%
December	122,053	153,646	179,407	147,253	209,954	62,701	42.6%
January	183,638	214,862	175,593	207,617	175,804	(31,813)	-15.3%
February	93,232	54,813	63,438	65,575	58,815	(6,760)	-10.3%
March	11,018	5,670	5,691	12,269		(12,269)	-100.0%
April	6,043	7,256	4,657	2,365		(2,365)	-100.0%
May	2,608	4,245	7,977	4,569		(4,569)	-100.0%
June	2,342	1,222	2,008	3,441		(3,441)	-100.0%
July	5,185	4,143	1,393	2,572		(2,572)	-100.0%
August	1,336	61	627	138		(138)	-100.0%
September	104	408	2	47		(47)	-100.0%
Total	\$456,684	\$476,138	\$473,396	\$479,418	\$486,523	\$7,105	1.5%

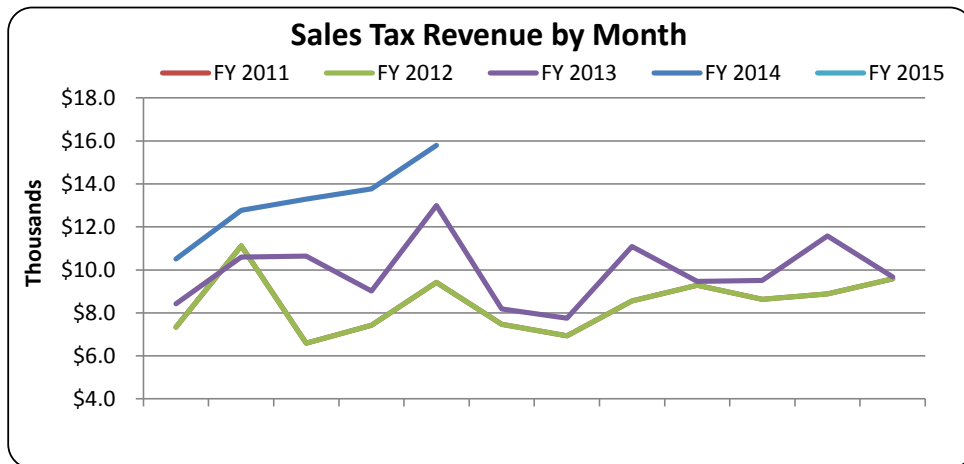
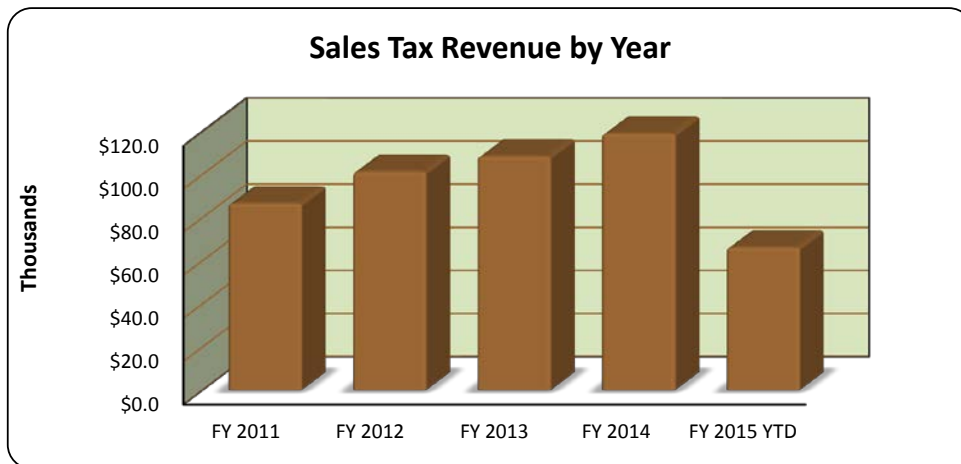




Sales Tax Revenue General Fund FY 2014-2015

Month Received	FY 2011 Received	FY 2012 Received	FY 2013 Received	FY 2014 Received	FY 2015 YTD Received	Difference to FY 2014	Variance to FY 2014
October	\$6,306	\$7,331	\$9,601	\$8,421	\$10,504	\$2,083	24.7%
November	7,321	11,115	10,648	10,596	12,775	2,179	20.6%
December	5,774	6,595	8,689	10,640	13,289	2,649	24.9%
January	6,701	7,428	8,114	9,017	13,772	4,755	52.7%
February	12,051	9,418	10,075	12,992	15,800	2,808	21.6%
March	6,103	7,475	7,927	8,188		(8,188)	-100.0%
April	5,561	6,928	6,956	7,755		(7,755)	-100.0%
May	8,532	8,564	10,561	11,093		(11,093)	-100.0%
June	6,128	9,287	9,006	9,466		(9,466)	-100.0%
July	5,354	8,633	8,576	9,517		(9,517)	-100.0%
August	9,711	8,884	10,941	11,581		(11,581)	-100.0%
September	7,030	9,584	7,290	9,668		(9,668)	-100.0%
Total	\$86,572	\$101,242	\$108,384	\$118,934	\$66,140	(\$52,794)	-54.0%

Special Note: The latest entry for the current fiscal year is listed in the month the tax was collected by the merchant. This amount is not received by the Town until two months later. By tracking information in this manner, the report and analysis will match the Town's Fiscal Year.

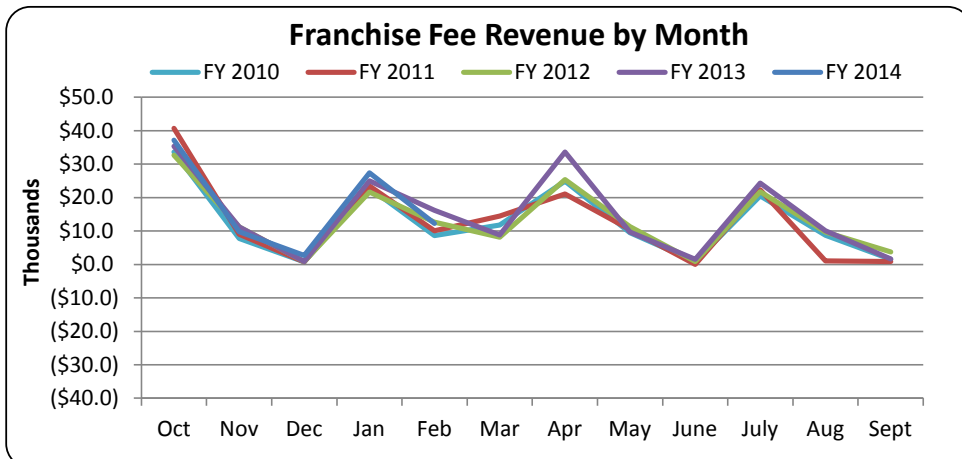
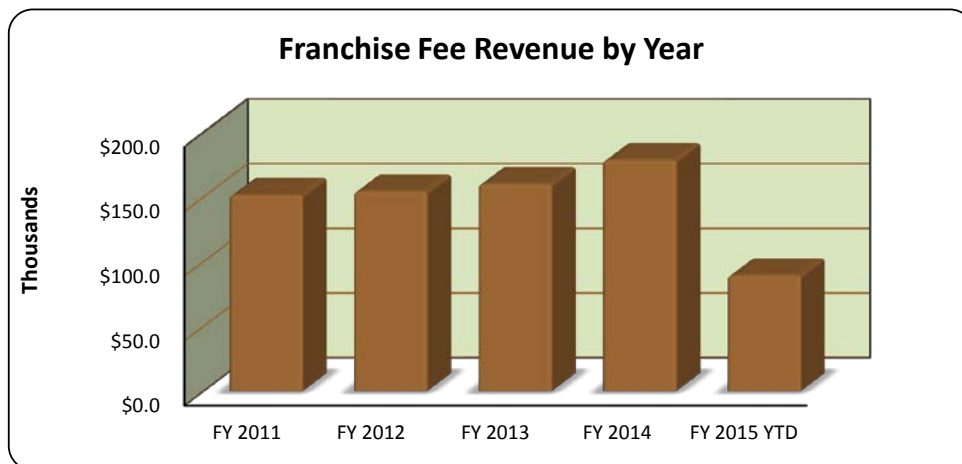




Franchise Fee Revenue General Fund FY 2014-2015

Month Received	FY 2011 Received	FY 2012 Received	FY 2013 Received	FY 2014 Received	FY 2015 YTD Received	Difference to FY 2014	Variance to FY 2014
October	\$33,612	\$40,710	\$32,629	\$35,386	\$37,200	\$1,814	5.1%
November	7,754	8,968	11,218	11,215	9,814	(1,401)	-12.5%
December	752	740	861	904	2,662	1,758	194.5%
January	22,876	23,500	21,665	24,997	27,407	2,410	9.6%
February	8,613	10,098	12,660	16,240	12,298	(3,942)	-24.3%
March	11,817	14,435	8,157	8,806		(8,806)	-100.0%
April	24,865	21,055	25,402	33,582		(33,582)	-100.0%
May	9,472	10,469	11,321	9,719		(9,719)	-100.0%
June	847	0	877	1,527		(1,527)	-100.0%
July	20,547	22,368	21,762	24,376		(24,376)	-100.0%
August	8,751	1,038	9,701	10,024		(10,024)	-100.0%
September	1,569	887	3,730	1,687		(1,687)	-100.0%
Total	\$151,475	\$154,268	\$159,982	\$178,463	\$89,381	(\$89,081)	-53.4%

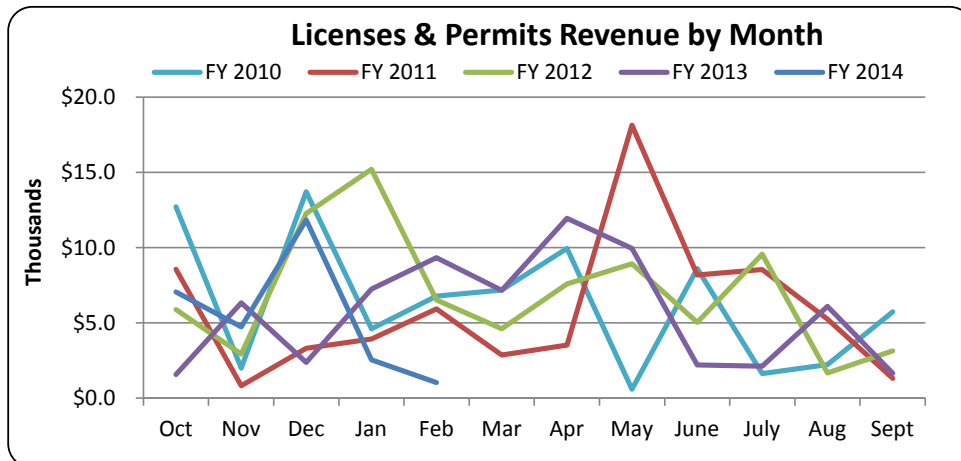
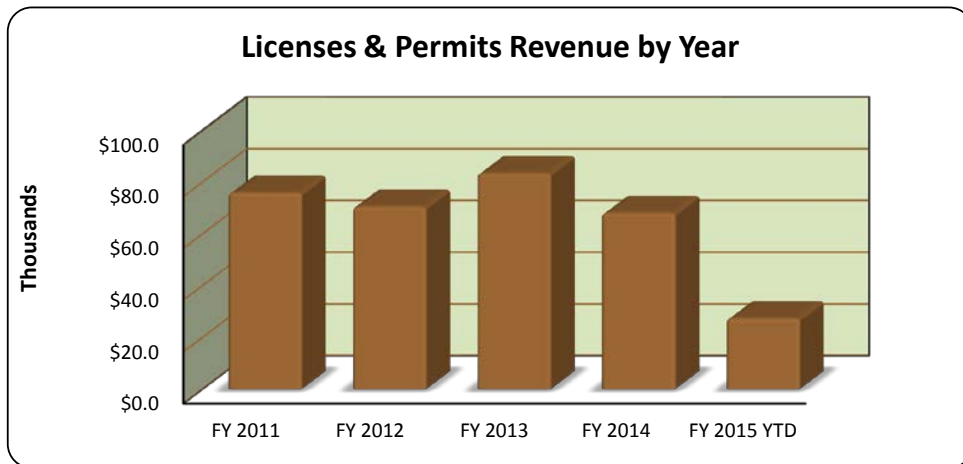
Special Note: Franchise Fees are typically received on a quarterly basis.





Licenses & Permits Revenue General Fund FY 2014-2015

Month Received	FY 2011 Received	FY 2012 Received	FY 2013 Received	FY 2014 Received	FY 2015 YTD Received	Difference to FY 2014	Variance to FY 2014
October	\$12,725	\$8,581	\$5,903	\$1,580	\$7,071	\$5,491	347.5%
November	2,010	830	2,940	6,329	4,750	(1,579)	-24.9%
December	13,718	3,322	12,266	2,375	11,859	9,484	399.3%
January	4,612	3,942	15,202	7,254	2,557	(4,697)	-64.8%
February	6,794	5,928	6,521	9,345	1,050	(8,295)	-88.8%
March	7,195	2,882	4,609	7,174		(7,174)	-100.0%
April	9,956	3,537	7,596	11,950		(11,950)	-100.0%
May	599	18,157	8,934	9,955		(9,955)	-100.0%
June	8,620	8,184	5,050	2,210		(2,210)	-100.0%
July	1,635	8,556	9,567	2,130		(2,130)	-100.0%
August	2,239	5,261	1,680	6,101		(6,101)	-100.0%
September	5,750	1,320	3,141	1,656		(1,656)	-100.0%
Total	\$75,853	\$70,500	\$83,409	\$68,059	\$27,287	(\$40,772)	-67.6%

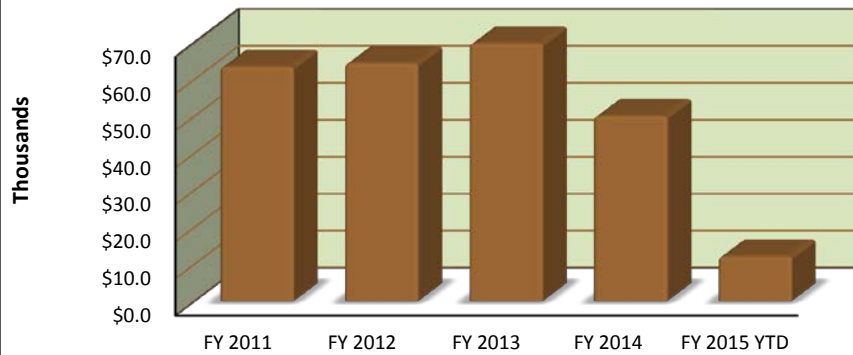




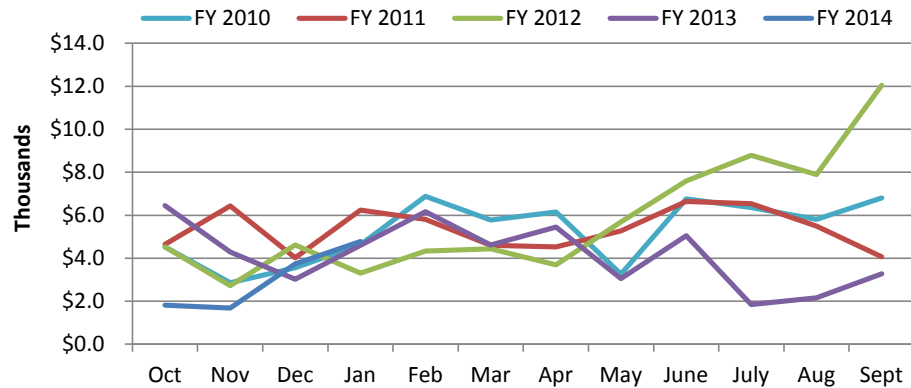
Fines & Forfeitures Revenue General Fund FY 2014-2015

Month Received	FY 2011 Received	FY 2012 Received	FY 2013 Received	FY 2014 Received	FY 2015 YTD Received	Difference to FY 2014	Variance to FY 2014
October	\$4,526	\$4,644	\$4,523	\$6,455	\$1,820	(\$4,635)	-71.8%
November	2,862	6,438	2,731	4,287	1,681	(2,606)	-60.8%
December	3,558	4,023	4,617	3,023	3,738	715	23.6%
January	4,632	6,242	3,310	4,605	4,778	173	3.8%
February	6,882	5,805	4,339	6,169		(6,169)	-100.0%
March	5,777	4,604	4,431	4,623		(4,623)	-100.0%
April	6,147	4,532	3,694	5,453		(5,453)	-100.0%
May	3,261	5,270	5,688	3,051		(3,051)	-100.0%
June	6,758	6,640	7,597	5,054		(5,054)	-100.0%
July	6,353	6,537	8,791	1,843		(1,843)	-100.0%
August	5,801	5,498	7,895	2,162		(2,162)	-100.0%
September	6,799	4,072	12,052	3,280		(3,280)	-100.0%
Total	\$63,356	\$64,305	\$69,668	\$50,005	\$12,017	(\$37,989)	-85.2%

Fines & Forfeitures Revenue by Year



Fines & Forfeitures Revenue by Month





**Town of Bartonville
Monthly Financial Report
(period ending Feb. 2015)**

Year-to-Date Budget Report

The Year-to Date Budget Report compares the budgeted expenditures and revenues to actual expenditures and revenues.

Town of Bartonville
Balance Sheet
As of February 28, 2015

	<u>Feb 28, 15</u>
ASSETS	
Current Assets	
Checking/Savings	
Economic Development Tax Gra...	17,583.04
NS General Operating	324,488.31
Gen Op Money Market	97,342.60
NS Street Maintenance/Const	171,491.46
Street Maint Money Market	112,473.42
NS Capital Improvement Fund	1,101.11
CIP Money Market	95,755.24
NS Wastewater Operating	1,548.47
Town Hall Petty Cash	200.00
Municipal Court Cash Box	100.00
	<hr/>
Total Checking/Savings	822,083.65
Other Current Assets	
PD CoServ Grant - Restricted	-0.95
Accounts Receivable	59,693.61
Taxes Receivable	7,945.38
	<hr/>
Total Other Current Assets	67,638.04
	<hr/>
Total Current Assets	889,721.69
Fixed Assets	
Police Equipment	294,959.84
Accumulated Depreciation	-3125833.68
Public Works	4,476,039.38
Building	369,475.46
Computer & Office Equipment	25,832.06
Land	510,102.26
	<hr/>
Total Fixed Assets	2,550,575.32
	<hr/>
TOTAL ASSETS	<u>3,440,297.01</u>
LIABILITIES & EQUITY	
Liabilities	
Current Liabilities	
Accounts Payable	
*Accounts Payable	-11,914.33
	<hr/>
Total Accounts Payable	-11,914.33
Other Current Liabilities	
TML PD/Veh Ins Claim Proceeds	7,063.33
P D - Restricted Donations	1,220.00

4:27 PM
03/10/15
Accrual Basis

Town of Bartonville
Balance Sheet
As of February 28, 2015

	<u>Feb 28, 15</u>
2110 · Direct Deposit Liabilities	-276.00
Accounts Payable	14,063.51
Accrued Wages	-3.20
FIT Payable	276.00
TWC Payable	1,017.76
TMRS Payable	4,453.35
Dependent Insurance Payable	124.31
Municipal Court Technology Fu...	835.50
Court House Bldg Security Fund	4,303.74
State Traffic Fees Payable	8,392.60
Child Safety Fund	6,000.45
Unearned Revenues	7,945.38
Total Other Current Liabilities	<u>55,416.73</u>
Total Current Liabilities	43,502.40
Long Term Liabilities	
Capital Lease - 2013 Police Car	30,825.75
Accrued Interest	759.45
Accrued Vacation/Comp Time	26,825.00
LT Debt-Amt to be provided	-80,119.61
Capital Lease #2 Payable	21,709.41
Total Long Term Liabilities	<u>0.00</u>
Total Liabilities	43,502.40
Equity	
Investment in Gen. Fixed Assets	2,550,575.32
Fund Balance-Unreserved	-107,619.61
Fund Balance - Reserved for Str	417,371.38
Net Income	536,467.52
Total Equity	<u>3,396,794.61</u>
TOTAL LIABILITIES & EQUITY	<u><u>3,440,297.01</u></u>

4:28 PM
 March 10, 2015
 Accrual Basis

Town of Bartonville
 FY 2013-14 General Operating Profit & Loss
 October 2014 through February 2015

	Oct '14 - Feb 15	Budget
Ordinary Income/Expense		
Income		
Transfer from BCDC	0.00	3,325.00
Child Safety Fees Earned	1,908.50	
CIP Interest Earned	0.00	200.00
WW Administrative Fee	0.00	1,500.00
Oper & Maint Ad Valorem Tax	481,425.83	503,630.00
Delinquent Ad Valorem Taxes	1,793.37	2,500.00
Penalty & Interest	764.83	3,200.00
Water Supply Corps Franchise	1,997.70	12,500.00
Electric/Gas Franchise	63,739.79	105,000.00
Tele & Communications Fees	19,126.15	35,000.00
Solid Waste Franchise	4,516.26	11,000.00
1 Cent Sales Tax	66,139.18	120,000.00
1/4 Cent Sales Tax	16,534.76	30,000.00
Mixed Beverage Allocation	1,457.60	4,000.00
Interest Income	57.57	500.00
Insufficient Check Fees	0.00	100.00
Adm Service/Misc	426.67	1,000.00
Municipal Court Fines/Fees	16,906.47	50,000.00
Royalties/Other Income	1,841.62	100.00
Residential Bldg Permits	13,122.55	14,000.00
Pool Permit Fees	1,300.00	5,000.00
Accessory Bldg Permit	2,654.80	6,000.00
Remodel/Addition Permit	500.00	6,000.00
Septic Permit Fee	3,500.00	6,500.00
Culvert/Driveway Permit	435.00	800.00
Red Tag Fees	135.00	500.00
Contractor Registration Fees	2,875.00	9,500.00
Commercial Bldg Permits	2,970.00	5,000.00
Special Event/Race Permit	50.00	150.00
Health/Food Permits	2,100.00	2,500.00
Mobile/Utility/Other Permits	2,945.00	5,500.00
Sign or Tree Permits	200.00	400.00
Business/C of O Permits	250.00	1,000.00
Water Well/Sprinkler Permit	250.00	1,500.00
Gas Well Annual Inspections	14,600.00	37,400.00
Truck Permit	75.00	200.00
Zoning/Subdivision/DRC/Fees	1,310.25	4,500.00
ROW Permit/License	54.39	
BOA Application Fees	800.00	900.00
Total Income	728,763.29	990,905.00
Gross Profit	728,763.29	990,905.00
Expense		
6000 · Admin Operations/Supplies		
Tax Collection	0.00	1,500.00
Equipment Replacement	0.00	2,400.00

4:28 PM
 March 10, 2015
 Accrual Basis

Town of Bartonville
 FY 2013-14 General Operating Profit & Loss
 October 2014 through February 2015

	Oct '14 - Feb 15	Budget
Records Management	2,700.00	4,725.00
LTC Property Tax Grant	0.00	8,791.00
TCEQ Fees	40.00	50.00
Appraisal District Expense	854.94	3,900.00
Sign Purchase/Maint	960.00	1,500.00
Operations/Supplies	306.97	3,000.00
Maint/Rpr/Clean	16,458.92	30,400.00
Travel Reimbursement	852.36	
Professional Training	0.00	3,200.00
Town Mtgs/Events	1,594.99	1,500.00
Utilities	7,668.85	18,000.00
Elections	6,631.03	8,000.00
Copier Lease/Supplies/Maint	1,875.98	4,000.00
Computer Exp/Software	3,620.42	11,750.00
Office Supplies/Sm Ofc Equip	1,198.43	2,300.00
Banking Fees/Charges	0.00	100.00
Codification	2,375.00	2,700.00
Reference Materials	226.94	300.00
Dues	920.50	2,100.00
Hearing/Ordinance/Bid Publish	1,238.60	2,000.00
Printing	214.00	2,500.00
Postage	658.05	2,500.00
Total 6000 · Admin Operations/Supplies	50,395.98	117,216.00
6070 · Waster Water		
WW Personnel/Overhead Expense	0.00	0.00
WW Maint & Repair	0.00	0.00
WW Metering Station Utilities	0.00	688.00
WW Treatment Expense - UTRWD	0.00	32,000.00
Total 6070 · Waster Water	0.00	32,688.00
6050 · Gas Wells		
GasWell Complaint Investigation	123.00	500.00
Total 6050 · Gas Wells	123.00	500.00
6010 · Spring Clean Up Day		
Hazardous Waste/Clean Up Day	0.00	8,600.00
Total 6010 · Spring Clean Up Day	0.00	8,600.00
6080 · Police Department Training/Dues		
PD Training/Travel	0.00	1,000.00
PD Dues and Memberships	0.00	1,000.00
Total 6080 · Police Department Training/...	0.00	2,000.00
6090 · Police Department Operations		
Neighborhood Watch	0.00	1,000.00
DCSO Communications Contract	0.00	2,900.00
PD Criminal Invest & Background	0.00	1,000.00
PD Uniform Allowance	0.00	3,500.00

4:28 PM
 March 10, 2015
 Accrual Basis

Town of Bartonville
 FY 2013-14 General Operating Profit & Loss
 October 2014 through February 2015

	Oct '14 - Feb 15	Budget
PD Mobile Telephone Expense	0.00	4,200.00
PD Small Equip Purchase/Repair	0.00	2,500.00
PD Computer Expense	0.00	8,700.00
PD Operations/Office Supplies	0.00	4,000.00
Total 6090 · Police Department Operations	0.00	27,800.00
6100 · Police Fleet Maintenance		
Vehicle Equipt Replacement	0.00	10,000.00
PD Property Insurance	0.00	1,200.00
PD Vehicle Lease Payments	0.00	11,841.00
PD Auto Maint/Repair/CarWash	0.00	8,000.00
PD Fuel Expense	0.00	15,750.00
PD Auto Liability	0.00	2,800.00
Total 6100 · Police Fleet Maintenance	0.00	49,591.00
6110 · Police Department Personnel		
PD Liability Insurance	0.00	4,000.00
PD Workers Compensation	0.00	8,600.00
PD Payroll Tax Expense	0.00	3,610.00
PD Health Ins	0.00	42,580.00
PD Over Time	0.00	1,000.00
PD Longevity	0.00	216.00
PD Certification Pay	0.00	7,200.00
PD Police Officer Wages PT	0.00	0.00
PD Police Officer Wages FT	0.00	158,996.00
PD Police Chief Salary	0.00	62,500.00
Total 6110 · Police Department Personnel	0.00	288,702.00
6060 · Capital Improvements		
Town Hall Improvements	0.00	4,000.00
CIP Expense	0.00	0.00
CIP Transfer to I&S	0.00	0.00
CIP Misc Expense	0.00	0.00
CIP 2010 Road Projects	0.00	0.00
Total 6060 · Capital Improvements	0.00	4,000.00
6020 · Public Works and Streets		
Flower Mound ILA	0.00	150,000.00
2013/2014 Projects TBD	0.00	0.00
Street Maintenance Plan	0.00	0.00
Total 6020 · Public Works and Streets	0.00	150,000.00
6030 · Professional Services		
Bldg Inspections/Code Enforce	6,660.00	16,500.00
Sanitarian & Health Inspections	3,075.00	7,000.00
Animal Control	950.00	2,400.00
Gas Well Inspections	9,491.58	27,500.00
Contract Labor	140.00	2,500.00
Legal Expense	27,020.24	70,000.00

4:28 PM
March 10, 2015
Accrual Basis

Town of Bartonville
FY 2013-14 General Operating Profit & Loss
October 2014 through February 2015

	Oct '14 - Feb 15	Budget
Engineering	3,320.36	8,000.00
Annual Audit & Accting	0.00	3,500.00
Total 6030 · Professional Services	50,657.18	137,400.00
6040 · Personnel		
Retirement Agreement	12,500.00	30,000.00
Salries and Wages - Court Clerk	0.00	23,224.00
Mileage Allowance	646.95	2,100.00
Ins-Prop/Liability/WC	2,641.36	4,000.00
Retirement Plan Expense	8,053.42	20,597.00
Payroll Tax Expense	2,438.43	3,300.00
Emp Ins & Reimburse Exp	12,678.21	21,450.00
Longevity Pay	360.00	360.00
Overtime Expense	921.15	500.00
Salaries and Wages-Town Sec.	38,222.96	67,797.00
Salaries & Wages-Administrator	30,444.24	72,693.00
Total 6040 · Personnel	108,906.72	246,021.00
PD Retirement Expense	0.00	28,037.00
Municipal Court Expense	2,804.67	10,000.00
Total Expense	212,887.55	1,102,555.00
Net Ordinary Income	515,875.74	(111,650.00)
Net Income	515,875.74	(111,650.00)

4:28 PM
March 10, 2015
Accrual Basis

Town of Bartonville
FY 2013-14 General Operating Profit & Loss
October 2014 through February 2015

	<u>\$ Over Budget</u>
Ordinary Income/Expense	
Income	
Transfer from BCDC	(3,325.00)
Child Safety Fees Earned	
CIP Interest Earned	(200.00)
WW Administrative Fee	(1,500.00)
Oper & Maint Ad Valorem Tax	(22,204.17)
Delinquent Ad Valorem Taxes	(706.63)
Penalty & Interest	(2,435.17)
Water Supply Corps Franchise	(10,502.30)
Electric/Gas Franchise	(41,260.21)
Tele & Communications Fees	(15,873.85)
Solid Waste Franchise	(6,483.74)
1 Cent Sales Tax	(53,860.82)
1/4 Cent Sales Tax	(13,465.24)
Mixed Beverage Allocation	(2,542.40)
Interest Income	(442.43)
Insufficient Check Fees	(100.00)
Adm Service/Misc	(573.33)
Municipal Court Fines/Fees	(33,093.53)
Royalties/Other Income	1,741.62
Residential Bldg Permits	(877.45)
Pool Permit Fees	(3,700.00)
Accessory Bldg Permit	(3,345.20)
Remodel/Addition Permit	(5,500.00)
Septic Permit Fee	(3,000.00)
Culvert/Driveway Permit	(365.00)
Red Tag Fees	(365.00)
Contractor Registration Fees	(6,625.00)
Commercial Bldg Permits	(2,030.00)
Special Event/Race Permit	(100.00)
Health/Food Permits	(400.00)
Mobile/Utility/Other Permits	(2,555.00)
Sign or Tree Permits	(200.00)
Business/C of O Permits	(750.00)
Water Well/Sprinkler Permit	(1,250.00)
Gas Well Annual Inspections	(22,800.00)
Truck Permit	(125.00)
Zoning/Subdivision/DRC/Fees	(3,189.75)
ROW Permit/License	
BOA Application Fees	(100.00)
Total Income	<u>(262,141.71)</u>
Gross Profit	(262,141.71)
Expense	
6000 · Admin Operations/Supplies	
Tax Collection	(1,500.00)
Equipment Replacement	(2,400.00)

Town of Bartonville
 FY 2013-14 General Operating Profit & Loss
 October 2014 through February 2015

	<u>\$ Over Budget</u>
Records Management	(2,025.00)
LTC Property Tax Grant	(8,791.00)
TCEQ Fees	(10.00)
Appraisal District Expense	(3,045.06)
Sign Purchase/Maint	(540.00)
Operations/Supplies	(2,693.03)
Maint/Rpr/Clean	(13,941.08)
Travel Reimbursement	
Professional Training	(3,200.00)
Town Mtgs/Events	94.99
Utilities	(10,331.15)
Elections	(1,368.97)
Copier Lease/Supplies/Maint	(2,124.02)
Computer Exp/Software	(8,129.58)
Office Supplies/Sm Ofc Equip	(1,101.57)
Banking Fees/Charges	(100.00)
Codification	(325.00)
Reference Materials	(73.06)
Dues	(1,179.50)
Hearing/Ordinance/Bid Publish	(761.40)
Printing	(2,286.00)
Postage	(1,841.95)
Total 6000 · Admin Operations/Supplies	(66,820.02)
6070 · Waster Water	
WW Personnel/Overhead Expense	0.00
WW Maint & Repair	0.00
WW Metering Station Utilities	(688.00)
WW Treatment Expense - UTRWD	(32,000.00)
Total 6070 · Waster Water	(32,688.00)
6050 · Gas Wells	
GasWell Complaint Investigation	(377.00)
Total 6050 · Gas Wells	(377.00)
6010 · Spring Clean Up Day	
Hazardous Waste/Clean Up Day	(8,600.00)
Total 6010 · Spring Clean Up Day	(8,600.00)
6080 · Police Department Training/Dues	
PD Training/Travel	(1,000.00)
PD Dues and Memberships	(1,000.00)
Total 6080 · Police Department Training/...	(2,000.00)
6090 · Police Department Operations	
Neighborhood Watch	(1,000.00)
DCSO Communications Contract	(2,900.00)
PD Criminal Invest & Background	(1,000.00)
PD Uniform Allowance	(3,500.00)

Town of Bartonville
FY 2013-14 General Operating Profit & Loss
October 2014 through February 2015

	<u>\$ Over Budget</u>
PD Mobile Telephone Expense	(4,200.00)
PD Small Equip Purchase/Repair	(2,500.00)
PD Computer Expense	(8,700.00)
PD Operations/Office Supplies	(4,000.00)
Total 6090 · Police Department Operations	(27,800.00)
6100 · Police Fleet Maintenance	
Vehicle Equipt Replacement	(10,000.00)
PD Property Insurance	(1,200.00)
PD Vehicle Lease Payments	(11,841.00)
PD Auto Maint/Repair/CarWash	(8,000.00)
PD Fuel Expense	(15,750.00)
PD Auto Liability	(2,800.00)
Total 6100 · Police Fleet Maintenance	(49,591.00)
6110 · Police Department Personnel	
PD Liability Insurance	(4,000.00)
PD Workers Compensation	(8,600.00)
PD Payroll Tax Expense	(3,610.00)
PD Health Ins	(42,580.00)
PD Over Time	(1,000.00)
PD Longevity	(216.00)
PD Certification Pay	(7,200.00)
PD Police Officer Wages PT	0.00
PD Police Officer Wages FT	(158,996.00)
PD Police Chief Salary	(62,500.00)
Total 6110 · Police Department Personnel	(288,702.00)
6060 · Capital Improvements	
Town Hall Improvements	(4,000.00)
CIP Expense	0.00
CIP Transfer to I&S	0.00
CIP Misc Expense	0.00
CIP 2010 Road Projects	0.00
Total 6060 · Capital Improvements	(4,000.00)
6020 · Public Works and Streets	
Flower Mound ILA	(150,000.00)
2013/2014 Projects TBD	0.00
Street Maintenance Plan	0.00
Total 6020 · Public Works and Streets	(150,000.00)
6030 · Professional Services	
Bldg Inspections/Code Enforce	(9,840.00)
Sanitarian & Health Inspections	(3,925.00)
Animal Control	(1,450.00)
Gas Well Inspections	(18,008.42)
Contract Labor	(2,360.00)
Legal Expense	(42,979.76)

4:28 PM
March 10, 2015
Accrual Basis

Town of Bartonville
FY 2013-14 General Operating Profit & Loss
October 2014 through February 2015

	<u>\$ Over Budget</u>
Engineering	(4,679.64)
Annual Audit & Accting	(3,500.00)
Total 6030 · Professional Services	(86,742.82)
6040 · Personnel	
Retirement Agreement	(17,500.00)
Salries and Wages - Court Clerk	(23,224.00)
Mileage Allowance	(1,453.05)
Ins-Prop/Liability/WC	(1,358.64)
Retirement Plan Expense	(12,543.58)
Payroll Tax Expense	(861.57)
Emp Ins & Reimburse Exp	(8,771.79)
Longevity Pay	0.00
Overtime Expense	421.15
Salaries and Wages-Town Sec.	(29,574.04)
Salaries & Wages-Administrator	(42,248.76)
Total 6040 · Personnel	(137,114.28)
PD Retirement Expense	(28,037.00)
Municipal Court Expense	(7,195.33)
Total Expense	(889,667.45)
Net Ordinary Income	627,525.74
Net Income	<u>627,525.74</u>

4:29 PM

March 10, 2015
Accrual Basis

Town of Bartonville
FY 2010-11 GF Police Department Expense
October 2014 through February 2015

Oct '14 - Feb 15

Ordinary Income/Expense
Expense

6080 · Police Department Training/Dues
PD Training/Travel

12.00

Total 6080 · Police Department Training/Dues

12.00

6090 · Police Department Operations

DCSO Communications Contract

2,869.00

PD Criminal Invest & Background

391.00

PD Uniform Allowance

17.49

PD Mobile Telephone Expense

1,879.56

PD Small Equip Purchase/Repair

2,207.28

PD Computer Expense

3,509.11

PD Operations/Office Supplies

938.09

Total 6090 · Police Department Operations

11,811.53

6100 · Police Fleet Maintenance

PD Property Insurance

1,217.26

PD Vehicle Lease Payments

11,954.08

PD Auto Maint/Repair/CarWash

679.53

PD Fuel Expense

1,977.11

PD Auto Liability

831.00

Total 6100 · Police Fleet Maintenance

16,658.98

6110 · Police Department Personnel

PD Liability Insurance

1,912.12

PD Workers Compensation

3,296.26

PD Health Ins

15,274.66

PD Over Time

171.85

PD Longevity

72.00

PD Certification Pay

1,553.83

PD Police Officer Wages PT

1,661.44

PD Police Officer Wages FT

50,316.63

PD Police Sergeant

0.00

PD Police Chief Salary

5,923.08

Total 6110 · Police Department Personnel

80,181.87

6040 · Personnel

Payroll Tax Expense

1,609.25

Longevity Pay

972.00

Total 6040 · Personnel

2,581.25

PD Retirement Expense

6,844.19

Total Expense

118,089.82

Net Ordinary Income

(118,089.82)

Net Income

(118,089.82)

4:29 PM

March 10, 2015
Accrual Basis

Town of Bartonville
FY 2010-11 GF Police Department Expense
October 2014 through February 2015

	<u>Budget</u>	
Ordinary Income/Expense		
Expense		
6080 · Police Department Training/Dues		
PD Training/Travel	0.00	
Total 6080 · Police Department Training/Dues		0.00
6090 · Police Department Operations		
DCSO Communications Contract		
PD Criminal Invest & Background		
PD Uniform Allowance	0.00	
PD Mobile Telephone Expense	0.00	
PD Small Equip Purchase/Repair	0.00	
PD Computer Expense	0.00	
PD Operations/Office Supplies	0.00	
Total 6090 · Police Department Operations		0.00
6100 · Police Fleet Maintenance		
PD Property Insurance	0.00	
PD Vehicle Lease Payments		
PD Auto Maint/Repair/CarWash	0.00	
PD Fuel Expense	0.00	
PD Auto Liability	0.00	
Total 6100 · Police Fleet Maintenance		0.00
6110 · Police Department Personnel		
PD Liability Insurance	0.00	
PD Workers Compensation	0.00	
PD Health Ins	0.00	
PD Over Time		
PD Longevity		
PD Certification Pay	0.00	
PD Police Officer Wages PT	0.00	
PD Police Officer Wages FT	0.00	
PD Police Sargeant	0.00	
PD Police Chief Salary	0.00	
Total 6110 · Police Department Personnel		0.00
6040 · Personnel		
Payroll Tax Expense	0.00	
Longevity Pay	0.00	
Total 6040 · Personnel		0.00
PD Retirement Expense		0.00
Total Expense		0.00
Net Ordinary Income		0.00
Net Income		0.00

4:29 PM

March 10, 2015
Accrual Basis

Town of Bartonville
FY 2010-11 GF Police Department Expense
October 2014 through February 2015

	\$ Over Budget
Ordinary Income/Expense	
Expense	
6080 · Police Department Training/Dues	
PD Training/Travel	12.00
Total 6080 · Police Department Training/Dues	12.00
6090 · Police Department Operations	
DCSO Communications Contract	
PD Criminal Invest & Background	
PD Uniform Allowance	17.49
PD Mobile Telephone Expense	1,879.56
PD Small Equip Purchase/Repair	2,207.28
PD Computer Expense	3,509.11
PD Operations/Office Supplies	938.09
Total 6090 · Police Department Operations	11,811.53
6100 · Police Fleet Maintenance	
PD Property Insurance	1,217.26
PD Vehicle Lease Payments	
PD Auto Maint/Repair/CarWash	679.53
PD Fuel Expense	1,977.11
PD Auto Liability	831.00
Total 6100 · Police Fleet Maintenance	16,658.98
6110 · Police Department Personnel	
PD Liability Insurance	1,912.12
PD Workers Compensation	3,296.26
PD Health Ins	15,274.66
PD Over Time	
PD Longevity	
PD Certification Pay	1,553.83
PD Police Officer Wages PT	1,661.44
PD Police Officer Wages FT	50,316.63
PD Police Sergeant	0.00
PD Police Chief Salary	5,923.08
Total 6110 · Police Department Personnel	80,181.87
6040 · Personnel	
Payroll Tax Expense	1,609.25
Longevity Pay	972.00
Total 6040 · Personnel	2,581.25
PD Retirement Expense	6,844.19
Total Expense	118,089.82
Net Ordinary Income	(118,089.82)
Net Income	(118,089.82)